

W E S T E R N S T A R

Vocational Trucks





Hand-built for the toughest jobs on earth.

In the northern latitudes of North America, man and machine have to be tougher. The weather is harsher, the roads are rougher, the grades are steeper, the work is harder and help, if you need it, is farther away.

Western Star vocational trucks began by being hand-built for the biggest and hardest jobs in the vast Canadian wilderness: for mammoth logging loads, all but impassable mining roads, and millions of square miles of dirt, dust, ice and snow. Today we apply the same principles of custom engineering, punishment-proof construction, and hand craftsmanship to make the Western Star Constellation: a truck that is equally at home in the rain forests of the Pacific Northwest, the Australian outback or the coal mines of West Virginia.





Throughout the world, the Western Star nameplate has become a legend of stamina, premium quality, and the time-honored tradition of craftsmen building trucks by hand and feeling a personal stake in every truck they build.

With more than 8,000 options, Western Star is uniquely prepared to tailor your truck to fit the unique nature and challenges of your job — and that means optimizing its efficiency, not just its endurance.

Western Star imposes such rigorous standards of quality on itself. And our dealer network — stretching from the Yukon to Florida and locations worldwide — is personally committed to its customers, and works to support them faithfully after the sale.



Today, the Western Star Constellation is earning its keep in a world of difficult conditions, able to keep you moving through the soft sands of the deserts to the steep and slippery slopes of the most demanding mountain terrain.

The Constellation's straight steel frame backbone is designed to flex and twist without breaking, with tubular crossmembers that are up to four times stronger than ordinary steel channels. Cross-bracing and bracketing are proven to resist breakage on even the most broken, washboard roads. Grade 8 frame bolts are carefully tightened for absolute assurance that they meet the spec. Dirt and corrosive road wash are blocked by Western Star's unique double-seal design. Depending on the selected engine-radiator combination, the truck can operate in temperatures ranging from -76°F to 128°F (-60°C to 53°C). Wherever you look, from powertrain to paint, the Constellation shows it's been bred for the badlands.

Another telling distinction: when you take possession of your Western Star, it will be tested, proven, and in as perfect condition as possible, thanks to the exacting inspection standards at the factory, and to the personal pride each skilled Western Star builder takes in maintaining uncompromising quality.



LOGGING



**Miles into the forest,
you'll appreciate
the most failsafe
machine of all.**

To make a good living in this grueling business, you need a log truck that exactly matches your personal and professional demands. The region you work in, the types and weights of the wood, the nature of the terrain, composition of the roads, range of temperatures, length of the haul, what keeps a driver alert and productive — those are just a few of the variables that demand more than simply an over-spec'd, overbuilt truck. You need a truck that combines durability with fuel savings, maximum payload, minimum trip times and the smoothest and quietest ride. That's how the Western Star Constellation, with its custom design and premium components, delivers an unbeatable edge.



4900EX 132" BBC Log Truck

There are no shortcuts to making a log truck that's immune to the wear and tear of the woods and that insulates the operator from noise and vibration. We do not expedite manufacturing at the expense of the survivability of our trucks or the comfort of their drivers — instead, we use the most painstaking, punishment-proven techniques for building a high-performance truck.

For example, because our cabs are welded, not riveted, they refuse to shake apart. Our extra heavy-duty, tubular crossmembers are bolted to the frame web for maximum strength. Plus, we offer the suspensions most highly rated by log truck operators, including the TufTrac® suspension that offers extreme articulation and maximum traction across even the roughest landings — and the AirLiner™ suspension, known for its unequalled combination of smooth ride, light weight and high reliability.

We take a can-do attitude to practically any custom request. We can help you spec for highest payload capacity. You can add a special tow hitch or a pintelhook mounting brace for pulling a trailer. You can pick from a wide array of smart Star Gauges that you can pull out and rearrange at will. We're passionate about building you a log truck that on the road or in the tall timber stands tallest of all.



No matter if your logger is a straight truck or tractor, Western Star is the ultimate choice. This 4900FA with 123" BBC achieves extra weight carrying capacity via tridem drive rear axles. The Western Star is bodybuilder-friendly – components are mounted at the factory with SAE Grade 8 bolts.



This 4900SA with 123" BBC features a 50" set-back front axle and high-visibility hood option for greater driver confidence on the road. Exterior options include chromed swept back logger bumper and stainless mirrors, sunvisor, mufflers, shield, and chrome exhaust.



No matter how difficult the application, Western Star works to build a truck to your specs – like this 4900FA 123" BBC boom truck featuring large flotation tires for the most difficult off-road conditions. With Western Star's custom paint and vinyl graphics, your truck can work hard and still look good.

CONSTRUCTION



Construction truck profitability begins with the raw survivability of a Western Star.

The whole process of construction conspires to destroy a truck. Mud, dust and difficult terrain try to take a toll every day. And the same punishment can affect the productivity of the driver even before it wears down a truck. Meanwhile, you look for ways to increase revenues, reduce operating costs, and keep everything running shipshape.

Western Star responds on two fronts with custom design that satisfies your every professional and personal requirement, and a built-in commitment to absolute quality. In fact, we're one of the first North American heavy-duty truck manufacturers to earn the prestigious new ISO 9001(2000) international quality standard. That's why we deliver a combination of efficiency and durability beyond what anyone else can match.



4900SA 123" BBC Dump Truck with High-Visibility Hood

If ever a truck embodied what a construction truck should look like, it's the Western Star Constellation. And if ever form followed function, it's here. A Western Star is as tough as it looks, yet weight-conscious and perfectly tuned to your construction job — whatever the loading, bridge laws and severity of service you face.

No frame is more immune to abuse than Western Star's straight-through 110,000 PSI custom-punched steel rails and tough, tubular steel crossmembers. There are no bolt-on extensions, no dimensional changes, not a single needless hole in the rail — nothing to compromise integrity. The big, beefy towing assembly is center-mounted to the frame, so you can exert the pulling power you need without ever diamonding the chassis.

The Constellation cab is an ideal width for construction: wide enough to feel comfortably spacious but able to accommodate side-mount mufflers so the body sits flush to the cab. It is designed for weight-savings, allows excellent side mirror visibility, and rides so smooth and quiet it must be experienced to be believed.

If you can spec it, chances are we can build it — including configurations with up to four factory-installed lift axles, available from a variety of manufacturers, to help you maximize weight laws. From dual-steer and all-wheel-drive to custom-mounting of components like fuel tanks to maximize ground clearance, Western Star has the right stuff to satisfy the toughest construction jobs in the world.



A 4900SA 109" BBC twin-steer concrete mixer. Designed for operations under distinct weight laws and restrictions, the twin-steer option features a 50-inch set-back to the first steer axle with an 86-inch set-back to the center of the steer tandem. This configuration, in combination with the short BBC, provides excellent weight transfer and allows more operator payload. A 72-inch spread between the steer axles is perfectly matched to the cabin door position to allow for simple and safe entry and exit from the cab.



This boom truck is built on the 4900FA with 109" BBC and 33" set-forward front axle. Western Star makes it extremely customizable and bodybuilder-friendly.



The 4900FA with 123" BBC and an optional 29" set-forward front axle is perfect for bridge formula applications, including dumps and mixers.

EXTREME DUTY



Where giants still prowl the earth, Western Star is there.

Wherever the ordinary rules of tonnage and terrain cease to apply — from the coal fields of West Virginia to the gold mines of California — that's prime territory for Western Star. Whether it's engineering for the 200-ton cargo of an Australian road train or the inhuman winters and supersized loads on the roads of Northern Canada and Alaska, Western Star sets the standard for custom-building high performance for these most grueling applications.

In these extreme service applications, Western Star's vocational pedigree, in which every component is severe-duty certified, is a must. Where others run from these ultimate tests of machine endurance and driveability, Western Star welcomes the challenge.



6900XD 141" BBC Coal Hauler

The bigger and more brutal the job, the fewer contenders there are to Western Star's brand of muscle and brains.

We can configure up to quadruple frame rails for practically limitless load-bearing strength, and armor your truck with the ultimate in severe-service grilles and bumpers. We can add up to 8x6 axle configurations and all-wheel drive — whatever meets your durability, weight distribution and traction requirements. We can provide 110,000-pound planetary gears on the rear axles to enable the deepest possible gear reduction and to lessen the stresses on individual gears.

From 600 horsepower engines and severe-duty transmissions to the toughest steel plate bumpers and air cleaners tailored to the altitude and air quality in which you work — your Western Star will be more than equal to the most extreme test, with a ride that leaves the punishment outside the door.



The Western Star 6900XD hauls loads rated up to 150 tons GCW. These extreme-duty tractors can traverse all types of terrain, including off-road conditions of gravel, dirt, and dust.




For severe-duty applications you can specify up to four-channel rails, consisting of triple C-channel rails plus L-channel outer glove. Other rugged-duty options include planetary rear axles to meet your high-torque capacity needs. By putting gear reduction at the wheels, planetary axles put less stress on axle gearing.

SPECIALTY



At Western Star, the exceptional truck is no exception to the rule.

Special configurations that defy the abilities of the typical assembly line are the specialty of the house at Western Star. From a snowplow in Buffalo to a cable reel truck serving the iron ore mines of Minnesota, these are machines whose success and profitability depend on all the usual gauges of performance, from durability to driver comfort — and more. They also depend on the efficient integration of truck and body — on the melding of mechanical, electrical, air and hydraulic components with no weak links or compromises to vehicle integrity. Which is why one-of-a-kind specialty vehicles are custom-made for the custom craftsmanship of Western Star.



4900EX 132" BBC Tractor with Severe-Duty Cab

The farther you veer from ordinary expectations, the more you'll be impressed by Western Star's ability to integrate its trucks with any body application. For snowplow operators, for example, the key may be the Constellation's ability to combine a short hood and big engine. Or the biggest heater standard core in the industry, churning out 45,000 BTUs. Or the front frame extensions up to 24 inches long that avoid the bolt-on extensions which threaten integrity. It may be attention to detail — like splash-and-spray shielding for the engine compartment, to keep things clean and extend component life.

Rescue vehicle, wrecker or utility truck, your Western Star will be tuned to maintain its legendary smooth and quiet operation and to mesh perfectly with all on-board auxiliary electrical, air and hydraulic equipment.

We provide power take-off options for every requirement, including front and rear PTO drives with factory crossmember clearance to speed installation time. Specialized off-road and rugged-duty equipment includes heavy-duty oil pan skid guard, steel bumper-mounted grille guard, heavy-duty hood with frame-mounted tie rods, plus severe-duty radiator core options.

Whether you need right-hand drive, all-wheel drive in 4x4 or 6x6 configurations, twin steer, two- and three-stage air cleaning systems for high-dust areas, extra heavy-duty electrical systems, or components mounted high on the rail for additional ground clearance, Western Star can create the perfect fit.



All wheel drive, tested and proven by many Western Star military vehicles throughout the world, is available for the most rugged applications.



This 4900SA has been converted to a railcar emergency response unit capable of pulling or pushing as many as 15 100-ton railcars on a tangent track at speeds of 40 mph. It can convert from rail to road use, and vice versa, in as little as three minutes. *(Photo courtesy Brandt Road Rail Corp.)*



The 4900SA's twin steer option features a 50" set-back to the first steer axle. Factory installed and fully warranted, the twin steer option features a 40,000-pound combined rating for the twin front steer axles and provides a maximum GCW of 92,000 lbs.

DRIVER AMENITIES



Western Star takes driver satisfaction as seriously as its own survival.

Western Star proves that a vocational truck can take on a world of punishment without passing it on to the driver. Outside, classic good looks are assured. Inside, extraordinary quiet and ride quality come along for the ride.

Start with a hood that emphasizes traditional lines or enhanced visibility. You can mount exhaust and air cleaners where you want, and choose from a long list of high-quality stainless outboard components. You can choose from standard paint designs or specify your own.

Experience Western Star's quiet ride, premium refinements, custom controls and personal luxuries, and you will be a Western Star owner for life.



The best view in big trucks is straight ahead at the Western Star dash, with your choice of Rosewood or Walnut Woodgrain panels and chrome, gold or black gauge bezels; illuminated, rocker-type switches; and the DataStar driver information display. The Star Gauges themselves are "smart," so you can flip down the hinged dash panels and swap locations at will.



Western Star conveys a refreshing sense of spaciousness by its wide doors, high headroom, and generous knee and belly room.

It's your work space. By the time you step inside, it should look and feel like no one else's. So we help you spec out the dash, instrumentation, seating, heating, upholstery, trim, insulation, accessories, exterior paint and outboard components with the same kind of wide-open flexibility you enjoy in the rest of the truck.

Interior quality is exceptional even at the standard level, with air suspension driver's seat, buttoned vinyl upholstery and durable floor coverings. Of course, you can order the ultimate in premium design and materials for your Western Star, too, including diamond-stitched cloth upholstery and gold-plated gauge bezels. Star Gauges give you the option to rearrange your instrumentation layout at any time simply by pulling out and swapping gauge locations.

Western Star treats both the professional and personal aspects of your purchase decision with the highest regard. So your truck includes a wide range of BBC lengths and hoods including traditional and high-visibility designs. Choose set-back or set-forward axles to fit your needs for loading and maneuverability. Select from cab-mounted, frame-mounted or horizontally-mounted exhaust as well as from a number of component packages to best match your strength, payload, body mounting and appearance criteria.



The 4900FA 123" BBC dump offers the capacity to add engines up to 600 horsepower. This ultra-durable workhorse can be customized to your particular applications and personal tastes, including about any custom paint design you choose.



Your exterior options include over 20 styles and sizes of bumpers in aluminum, steel and chrome, along with a variety of fog light and tow hook positions, stainless sunvisor, grille guards, outboard or under-the-hood mounted air cleaners, single or dual chrome stacks up to 13'4"— and much more.

CONFIGURABILITY



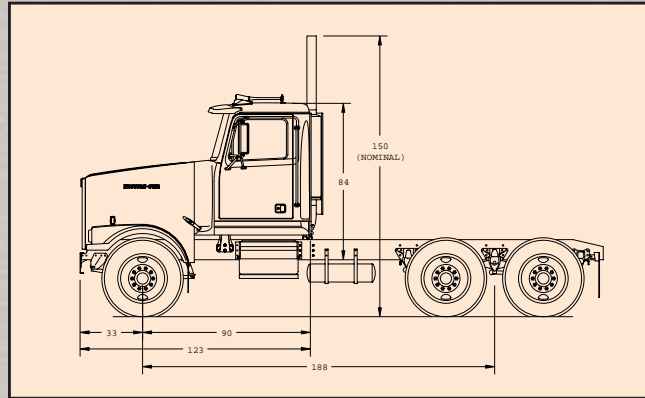
From profile to powertrain, your choices are tough and tougher.

When you spec out your Western Star, you'll enter a huge range of possibilities through one of three basic configurations: the 4900FA set-forward axle, 4900SA set-back axle, or extreme-duty 6900XD model. The 4900 Series offers you two BBC lengths along with traditional or High-Visibility hood to fit your style.

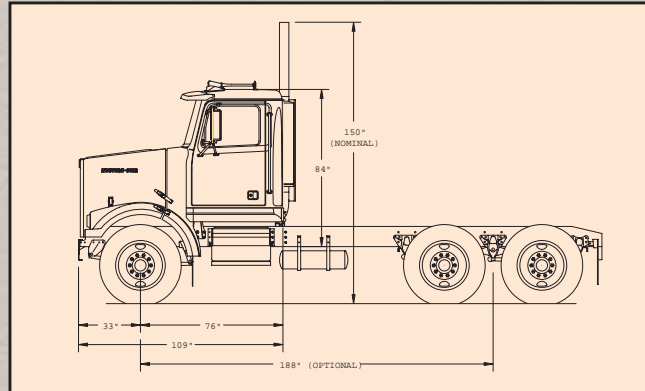
Engine choices include the full range of power plants from Detroit Diesel, Caterpillar and Cummins, specially mounted to minimize vibration and noise transfer to the cab.

Match your choice of power with manual, automated manual or automatic transmissions to suit almost any torque requirements. Push-button gear selectors and chrome gear shift are just some of the options available to fit your preferences.

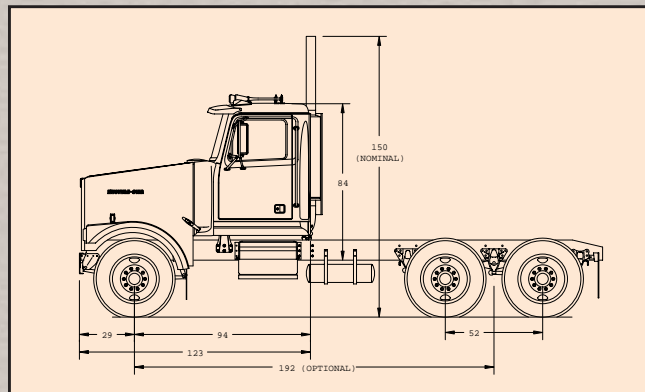
4900FA set-forward front axle series



Base model – 123" BBC, 33" set-forward front axle. Traditional hood.

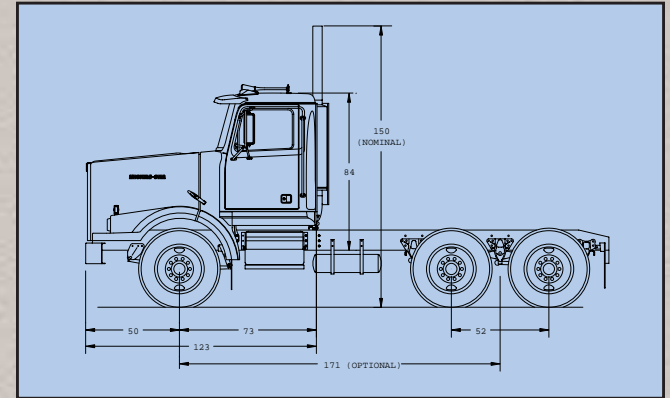


Optional model – 109" BBC, 33" set-forward front axle. Traditional hood.

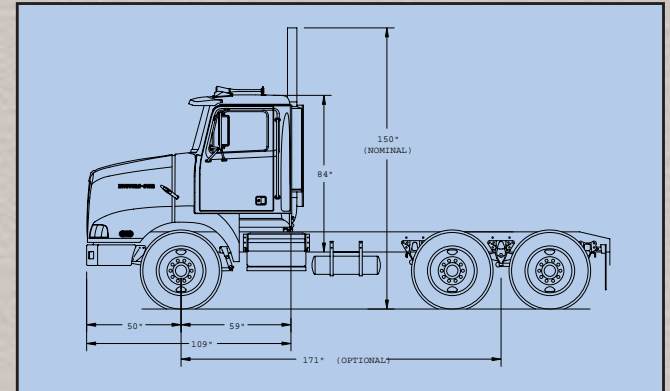


Optional model – 123" BBC, 29" set-forward front axle. Traditional hood.

4900SA set-back front axle series

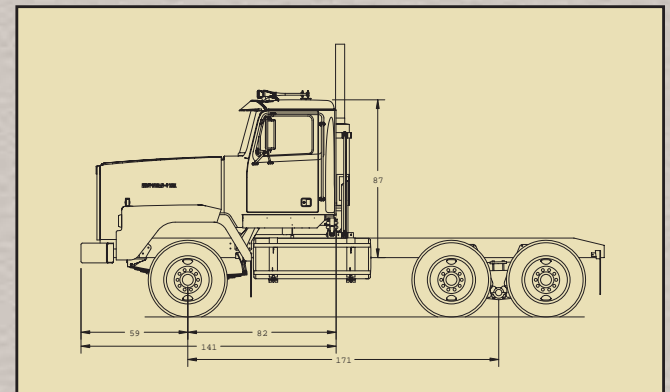


Base model – 123" BBC, 50" set-back front axle. Traditional hood standard. High-Visibility hood optional.



Optional model – 109" BBC, set-back front axle. Aerodynamic hood standard.

6900XD extreme-duty truck



The 6900XD features a 141" BBC with set-back front axle.

Begin with the backbone as you spec your truck to the exact needs of your application. The frame can accommodate wheelbases from 159 to 448 inches, with reinforcements or quad frames available for the toughest tasks. You can stipulate front frame extensions, frame overhang, back of cab body clearance and placement of rear crossmembers.


Your front axle options include single axles rated from 12,000 to 28,000 lbs., and twin steer configurations rated at 40,000 lbs. For added traction, front driving axles are available on select models. Specify taperleaf or flat leaf front suspensions, rated from 12,000-20,000 lbs. and 14,600-24,000 lbs., respectively.

We offer the full range of rear axles — single, dual and tri-drive configurations in 23,000-110,000 lbs. capacities — from the most respected manufacturers. Order planetary wheel-end axles and locking differential to maximize traction under the most severe conditions. We can install up to four lift axles in steerable, reversing, and fixed configurations, rated from 13,200-22,000 lbs. to maximize local weight regulations.

The monobody cab is a tremendous advance in saving weight without sacrificing durability. Extra reinforcements are available for extreme-duty applications. And if your job includes long, grueling or irregular hours, you can make life easier by specifying a 34-inch sleeper box on certain Constellation models, built with the same attention to durability as in the cab itself.



Western Star offers the full range of electronic and mechanical engines from Detroit Diesel, Caterpillar and Cummins from 210 to 600 horsepower and from 7 to 16 liters. Cooling is provided by cross-flow radiators up to 1300 sq. in. and downflow radiators up to 1450 sq. in.



Western Star offers the most widely acclaimed rear suspensions in the vocational market. For demanding on- and off-highway applications, we offer the TufTrac® (center) — a rear suspension providing high articulation with uniform wheel loading, giving you the confidence to cross even the roughest of job sites. The AirLiner™ (above) is known for its ability to cushion the ride for drivers while protecting truck components from stress and strain. With its oversized air bags and high range of travel, the AirLiner can take the bite out of the roughest roads.

SERVICEABILITY



**Its survivability
is half the battle.
Its serviceability
is the other.**

In the icy Yukon, on the high slopes of the Rocky Mountains, and in the remote hills of Kentucky, equipment breakdowns need to be as few and far between as the service bays. Western Star is the nameplate most wanted in these corners of the continent, not only for the relentless reliability of its trucks, but for the sensible component layout and accessibility that encourage routine maintenance — the key to stopping trouble in its tracks.

The Constellation represents over 30 years of Western Star's legendary durability and workmanship, with special emphasis on design simplicity and the use of readily available parts. You can have confidence in prompt, local parts availability when you order your truck, thanks to Western Star's expanding distribution network.



To create the Constellation's low-maintenance and easy-service features, we combined over 30 years of Western Star owner input with our own dedication to finding ever more practical solutions to real-world needs.

For example, the 90-degree tilt hood and high engine mount simplify access to engine filters, fuel systems, and fittings. The electrical system includes easily traceable numbered wiring, no-nonsense connectors, and a centralized panel inside the cab that offers easy access to circuit breakers, relays and fuses. Smart design and placement like this can mean more thorough daily inspections and routine maintenance, as well as a huge reduction in downtime.

In addition, Western Star is the master at providing durable components with less upkeep required. Special Western Star components such as AirLiner™ and TufTrac® rear suspensions are distinguished for their no-hassle, long-life designs. JIC fittings on all steering hose connections virtually eliminate hose leaks. Options that push the truck's maintenance-free stamina to new extremes include long-life hub seals and preset bearings; permanently lubed drivelines; and LED lights for markers, skirts, stop/turn/tail lights and license plate light.

You'll find similar strategies all over the truck for keeping it out of the shop or getting it back into action faster.



The 6900XD comes with an optional butterfly hood for quick access to inspection points and routine maintenance.



The large, laminated and curved two-piece windshield allows for excellent, panoramic visibility while minimizing repair time and cost. It features a standard bonded design, but is available with optional rubber gasket mountings in certain daycab applications.



The electrical system sets the standard both for reliability and repairability, thanks to design features like these. (left) Packard Metripack 280 connectors are used extensively throughout the cab, providing an extremely positive, dependable electrical contact with little maintenance required. (middle) All wiring is heavy-gauge, neatly organized and number-coded every three inches for easiest tracing. (right) The fuse box is centrally located within the dash to allow for easy and comfortable access to fuses and circuit breakers.

CUSTOMER SUPPORT



Attentive dealers and responsive systems are standing by to support you.

The pride people take in owning a Western Star is only possible because of the pride our people take in selling and supporting it. We have good reason to vouch for the North American network of more than 200 Western Star dealers as among the most knowledgeable and dedicated organization of its kind.

Wherever you are on the continent, whatever the time of day, Western Star and its dealers are primed and ready to help you with jobsite assistance, technical advice and urgent parts delivery. We offer attractive parts management and purchase programs for fleets, competitive financing — everything we can think of to make our support as trustworthy as our trucks.



At Western Star, we take the same approach to building our sales and support network as we do everything else: We're deliberate. We demand absolute quality. And we deliver value befitting the world's most admired truck.

The payoff to our customers is a dealer network deeply dedicated to their trucks and customers. You can get "roadside" assistance 24 hours a day by calling 1-800-506-9158. You can take advantage of the industry's most advanced diagnostic and service support tools, as well as Fleet Assistant® — an advanced system for managing maintenance, repair and tracking of the life cycle costs for all the vehicles in your fleet.

Our association with DaimlerChrysler lets us pick from a portfolio of world-class resources and programs, including the widest range of flexible financing plans — available through Mercedes-Benz Credit Corporation — plus special fleet purchase programs and more.

If you're ready for a close look at the toughest truck and most exceptional support network in North America, see your Western Star dealer soon. For the dealer nearest you call 1-800-645-9139.

We invite you to visit us online at www.westernstartrucks.com



Western Star is backed by expert technicians and support people at your nearest Western Star dealer facility. The continual training we provide to dealers allows all Western Star professionals to keep up with changes in our products and in the marketplace, and helps them respond to your needs promptly and efficiently.



With more than 200 dealers world-wide, Western Star continues to expand its North American dealer network through an aggressive dealer development program. We are also aggressively expanding our North American parts and service network in a continuing effort to better support the Western Star family of customers by keeping them productive on the road.



Western Star's association with DaimlerChrysler and Mercedes-Benz allows us to offer flexible and competitive financing — in good economies and bad — through a division of Mercedes-Benz Credit Corporation dedicated exclusively to truck customers like you.



Western Star dealers access advanced, computer-aided diagnostic and repair guidance technologies to expedite expert service done right the first time.



WESTERN STAR TRUCKS®

A Division of **FREIGHTLINER**
LTD

For the Western Star Dealer nearest you, call 1-800-645-9139. www.westernstartrucks.com Some specifications and features shown or mentioned in this brochure are optional and are available on request at extra cost. Specifications are subject to change without notice. Copyright © 2001, Western Star Trucks, Willoughby, OH 44094. All rights reserved. Litho in U.S.A., 08/01. WB-0003.

AirLiner™ TufTrac® and Fleet Assistant® are trademarks of Freightliner LLC.

Freightliner LLC is a DaimlerChrysler Company.